



**MONSTER®**  
**SOLAR X**  
**INDOOR/OUTDOOR WIRELESS**  
**SOLAR POWERED SPEAKER**  
**USER MANUAL**

MODEL: MNSOLX-BLK

# SOLARX HIGHLIGHTS

SOLAR  
PANEL

CARRYING  
HANDLE

360°  
LIGHT

CONNECT 8  
SPEAKERS  
EZPlay 2

360°  
SOUND

SUB-WOOFER

# TABLE OF CONTENTS

|  |       |
|--|-------|
| Package Contents                       | 4     |
| Controls & Connections                 | 5     |
| LED Indicators                         | 6     |
| Getting Started - Charging The Speaker | 7     |
| LED Color Functions                    | 8     |
| Bluetooth Connection                   | 9     |
| EZ PLAY 2 Wireless Connection          | 10-11 |
| Specifications                         | 12    |
| Important Safety Instructions          | 13-14 |
| Help & Troubleshooting                 | 15-16 |
| Limited Warranty                       | 17-18 |
| Disputes                               | 19    |
| FCC Warning statement                  | 20    |
| RF exposure statement&IC Warning       | 21    |

**FOR QUESTIONS OR TECHNICAL SUPPORT PLEASE CALL: 1-800-976-0677  
OR EMAIL: [support@mymonsteraudio.com](mailto:support@mymonsteraudio.com)**

**Please do not return this product to the store. [www.MyMonsterAudio.com](http://www.MyMonsterAudio.com)**

# PACKAGE CONTENTS

1. MONSTER SOLARX: Wireless Solar Speaker



2. USB Type-C cable



3. User Manual (incl. Limited Warranty Statement)




4. Quick Start Guide



If any items are missing, contact our customer service team at 1-800-976-0677.

# CONTROLS & CONNECTIONS



**EZ**  EZPlay 2



# LED INDICATORS

## Bluetooth



**Fast Flash**  
Bluetooth  
Pairing mode

**Solid**  
Bluetooth  
Connected

## Mode (Transmit)

**EZ** EZPlay 2

## Mode (Receiver)



**Solid -White indicator**  
Transmit Mode



**Fast Flash**  
Receive Mode  
Searching

**Solid -Amber indicator**  
Receive Mode  
Connected

# GETTING STARTED - CHARGING THE SPEAKER

## BEFORE FIRST USE:

### Charge the unit for 6.5 hours

Connect the speaker to a power outlet to start charging.

### Battery charging status

- Red LED Solid / Solid / The First 3 seconds of power on
- Battery Red LED slow flash method / (0.5Hz)  
Battery work at charging mode.
- Battery Red fast flash (4Hz) Battery level is less than 15% capacity.
- Red LED Solid is on / Solid / Battery is fully charged.



1. Please connect the USB-type C cable for Power.
2. Plug the USB-type-c cable with a Plug ( not included) into a wall outlet.
3. Press the Power button (ON)
4. Monster SolarX will enter Bluetooth Pairing mode automatically.
5. Pair with your Bluetooth device

(Not To Scale)




When unplugged, the speaker will enter standby mode after 15 minutes of inactivity.

# LED COLOR FUNCTION

## CHANGING COLORS

**Short Press** the Color/Battery Indicator  button to cycle through the preset colors: **Chrome (Demo Mode), Red, Dark Blue, Green, Purple, Amber, Light Blue, White**

## CHANGING LIGHT BRIGHTNESS/TIMER

**Short Press** the Light/Brightness  button to cycle through the preset brightness level: **100%, 75%, 50%, 25%, OFF.**

When light is Green is OFF means timer is OFF.  
When Green light is ON means timer is ON

**NOTE:** When the light is OFF, press the key  to turn the light ON.

## AUTO MODE


Auto Mode will be enable/disabled when light sensor in solar panel detects change from day to night or night to day.

**Day Time (AUTO MODE ON):** Lights will remain off during day time, unless user input changes light brightness, color, or enables timer.

**Night Time (AUTO MODE ON):** Lights will remain on during night time to the last color and brightness level setting that was used.

**NOTE:** To disable **AUTO MODE** at night set brightness to 0%.



Short press the Power key  to enter standby mode





# BLUETOOTH CONNECTION

1. Set the speaker source to Bluetooth (unpaired).  
Blue LED will flash.
2. Make sure the Bluetooth function is enabled on your device.
3. Place the Bluetooth device and speaker within pairing distance (~1 meter).
4. Press and hold the Bluetooth button for 3 seconds to enter pairing mode (**BLUE LED will flash fast**).
5. Search for Bluetooth connections on your device. Select **“Monster SolarX.”**
6. The speaker will confirm connection with an audible message (**BLUE LED will turn solid**).




(Not To Scale)



**SOLARX**  
must be in  
Bluetooth  
Pairing Mode  
(Fast Flashing  
Blue LED) to  
connect to device

USB-C



## EZ PLAY 2 Wireless Connection

**EZ**  EZPlay 2



**(Additional Speakers Sold Separately)**

### Step 1


Long press the "Power" key for 2 seconds to power on Master Speaker (Speaker A), Speaker A works at BT pairing mode and BT Blue LED fast flashes if nothing has been paired with, Speaker A auto reconnects to last connected mobile device if it has been paired with.



### Step 2

Open the Bluetooth section of the device (e.g. mobile phone), search and connect the **Monster SolarX**

### Step 3

Press "  " key once on the Master Speaker (Speaker A), it enters into **EZ Play 2** mode, the White LED lights solid and the speaker will say "Tone"



## How to pair several speakers (cont'd)

### Step 4

Long press the "Power" key for 2 seconds to power on receiver Speaker (**Speaker B**), After the "∞" key is pressed, the orange indicator of the B speaker blinks. When the connection is successful, the orange indicator is solid and the speaker will say "**Connected**" (**Speaker B**) receives the signal from (**Speaker A**) and plays the same sound as (**Speaker A**).

### Step 5

All (**Speaker B,C,D,E...**) and other receiver Speaker(s) can enter the EZ Play 2 listening mode of the receiver unit by performing steps 4 above, and play the audio from the main unit.

### Remarks:

- 1** **Speakers B, C, D, E...** need to be working in Bluetooth pairing mode; if **Speakers B, C, D, E...** are not in working Bluetooth connecting mode, press and hold "BT" key for 3 seconds to enter pairing mode.
- 2** Adjust the Volume control on the master speaker, in the same group speakers will sync the volume changing, If you adjust the volume on any receiver speaker, you only change the volume in that speaker.

# SPECIFICATIONS

## General

|                        |  |
|------------------------|--|
| Input(s)               | Bluetooth 5.3   EZ-Play2   USB (5V/2A)   |
| Buttons                | Power   Bluetooth   EZ-PLAY 2   Color   Volume Down / Up   |
| LED Indicators         | Transmit (TX) (White)   Receiver (RX) (Amber)   Bluetooth (Blue)   Timer (Green x1)  Power (Red) |
| Power Input - Output   | 5V/2A-5V1A DC  |
| Power Saving           | Auto Standby after 15 mins.  |
| Max music power        | 30W  |
| Drive(s)               | 3.5" Full Range (x4)   6.5" Passive Radiator (x1)  |
| THD + Noise            | 57.9dB   |
| Cabinet Material       | Plastic / Silicon  |
| Dimensions (L x W x H) | 9.56" x 9.4" x 12.5"   |
| Weight                 | 9.47 Lbs / 4.3 kg  |

## Operating Temperature

|                             |               |
|-----------------------------|---------------|
| Operating Temperature Range | 0°C - 40°C    |
| Operating Humidity Range    | 40~90% RH     |
| Storage Temperature Range   | -25°C to 70°C |

## IMPORTANT SAFETY INSTRUCTIONS

1. **Read all instructions** and save them for personal reference in the future.
2. **Follow all directions** for operating the product.
3. **Heed all warnings** on the product and in the operation instructions.
4. **Clean with a dry cloth only.** Always unplug the product from any power source before cleaning.
5. **Do not use third-party attachments** or non-recommended accessories with this product.
6. **Do not place product on an unstable surface,** such as a cart, stand, tripod, table, etc.  
Unstable surfaces may cause the product to fall and cause serious injury to people and serious damage to the product. Follow all manufacturer instructions for mounting and accessories.
7. **Do not block or cover ventilation slots.** Openings in the product cabin ensure reliable operation and prevent overheating. Avoid placing on beds, sofas, and rugs, or mounting on racks or bookcases, unless proper ventilation is provided.
8. **Do not use plug incorrectly.** The product may come with a polarized, alternating-current line plug (one blade is wider/larger than the other). This is a safety feature: the plug will only go into outlet receptacles one way. Do not force the plug. If the plug does not fit, contact your electrician to replace the outlet.
9. **Prevent power cord hazards.** Route cords to avoid walking on them or pinching them, especially at plug ends and connection points to the product & power outlets.



## IMPORTANT SAFETY INSTRUCTIONS (CONTINUED)

10. **Unplug power cord when not in use.** The product should not be plugged into a power source when not in use for long periods of time.
11. **Do not use this product near bodies of water.** The product is not waterproof and cannot be fully submerged in water. Power cords and electric currents should never be exposed to water.
12. **Do not set up near heat sources.** Avoid radiators, stoves, heat registers, amplifiers, and other devices that produce heat. Avoid long exposure to sunlight and high temperatures.
13. **Refer all service to qualified personnel.** If the product becomes damaged during use or encounters a malfunction, contact qualified service personnel. Do not attempt to service yourself.
14. **To use wirelessly, disconnect AC plug completely.** The plug must be completely disconnected from the power outlet.
15. **Do not stand, sit, jump or strike** the Solara with sharp objects. The product may break and not function.
16. **Solar panel must be cleared of dust, leaves and water** to achieve maximum power conversion. Avoid using cleaning materials and manually dissecting parts.
17. **Solar panel may be hot when sitting under sun**, please use caution when touching.

# HELP & TROUBLESHOOTING

|  |  |
|--|--|
| No power / Will not turn on                  | Plug into a power source and charge the speaker.   |
| No sound playing                             | <ul style="list-style-type: none"><li>• Increase the volume on source device, press <b>Volume Up (+)</b>. Ensure device is not muted.</li><li>• Increase the volume on speaker, press <b>Volume Up (+)</b>.</li><li>• Ensure speaker is properly paired with the source device.</li><li>• Press on Bluetooth button on speaker.</li><li>• If source device is outside Bluetooth range move speaker closer.</li></ul> |
| Smartphone / Tablet remote app isn't working | Ensure phone or tablet is properly paired with the SolarX speaker.   |
| LED button is flashing red                   | Please charge by plugging directly into wall outlet. Ensure that charging cable is not damaged.  |

**For additional help please contact our support team at:**

**Telephone: 1-800-976-0677**  
**Email: [support@mymonsteraudio.com](mailto:support@mymonsteraudio.com)**



A lightning flash and arrowhead within an equilateral triangle denotes the presence of insulated “dangerous voltage” within the product’s enclosure. The voltage may be of sufficient magnitude to constitute a risk of electric shock to persons who come into contact with it.



An exclamation point within an equilateral triangle denotes the presence of important operation & maintenance/ service instructions.

# WARNING

Prevent fire and shock hazards. Do not use extension cords or outlets that expose plug blades. Do not expose cables and plugs to rain or moisture.

Do not attempt to perform any servicing that is not included in the operating instructions. Do not attempt to replace the battery, as incorrect installation can cause fire or explosion. For service, contact qualified service personnel.

Do not remove cover or back of product. There are no user-serviceable parts inside. Attempting to modify controls or performance beyond manufacturer specifications may result in hazardous exposure to radiation.



# LIMITED WARRANTY

Model: **MNSOLX-BLK**

This Monster-branded product, marketed as new, in the original carton to the original purchaser (“Product”), is warranted by Russell Distribution Company, LLC against manufacturing defects in materials and workmanship for a limited warranty period of Ninety (90) Days for Labor and One (1) year for Parts. This Limited Warranty is conditioned upon proper use of Product by you, the Purchaser.

This Limited Warranty does not apply to store display products and product sold as a ‘marked down’ special, in as is condition, ‘close outs’, “liquidation and clearance sales”, “open box”, products missing accessories, or no fault found.

Proof of purchase in the form of a Bill of Sale, Receipt or Receipted Invoice is evidence the Product is within the limited warranty period. The Bill of Sale, Receipt or Receipted Invoice must be presented as a pre-condition to obtaining the limited warranty service.

This limited warranty begins on the original date of purchase and is valid only on Products purchased through authorized dealers and used In the United States, and Puerto Rico, by the original Purchaser. To receive warranty service, the Purchaser must first contact us for problem determination and service procedures. The original dated bill of sale, receipt or receipted invoice must be presented upon request as proof of purchase.

We will repair your product or if repairs cannot be made, we will replace it at no charge with the same or similar product. If the Product is defective as specified in this limited warranty during the limited warranty period, we may use new or remanufactured parts to repair the Product. All replaced parts and products become our property and must be returned to us. Replacement parts and products assume the remaining original limited warranty, or ninety (90) days, whichever is longer.

Product freight must be prepaid by you, the original Purchaser and shipped in either its original packaging or packaging affording an equal degree of protection. We will not be responsible for or obligated to replace damaged Products.

If the Product is received damaged, it is your responsibility as the consumer to file a claim against the carrier. We will only store the damaged Product for 30 days and reserve the right, in our sole discretion, to dispose of the damaged Product or ship it back to you at your expense after 30 days.

This limited warranty covers manufacturing defects in materials and workmanship encountered in normal, and except to the extent otherwise expressly provided for in this statement noncommercial use of this Product, and shall not apply to the following, including, but not limited to: Damage which occurs in shipment; delivery and installation; applications and uses for which this Product was not intended; altered Product or serial numbers; cosmetic damage or exterior finish: accidents, abuse, neglect, fire, water, lightning or other acts of nature; use of products, equipment, systems, utilities, services, hardware, supplies, accessories, applications, installations, repairs, external wiring or connectors not supplied or authorized by us or the manufacturer, which damage this Product result in service problems: incorrect electrical line voltage, fluctuations and surges: customer adjustments and failure to follow operating instructions, cleaning, maintenance and environmental instructions that are covered and prescribed in the instruction book; reception problems and distortion related to noise, echo, interference or other signal transmission and delivery problems; burned-in images. Uninterrupted or error-free operation of the Product is not warranted.

THERE ARE NO EXPRESS OR IMPLIED WARRANTIES OTHER THAN THOSE LISTED AND DESCRIBED ABOVE, AND NO WARRANTIES WHETHER EXPRESS OR IMPLIED, INCLUDING, BUT NOT LIMITED TO, ANY IMPLIED WARRANTIES OF MERCHANTABILITY OR FITNESS FOR A PARTICULAR PURPOSE, SHALL APPLY AFTER THE EXPRESS WARRANTY PERIODS STATED ABOVE, AND NO OTHER EXPRESS WARRANTY OR GUARANTY GIVEN BY ANY PERSON, FIRM OR CORPORATION WITH RESPECT TO THIS PRODUCT SHALL BE BINDING ON US. REPAIR OR REPLACEMENT AS PROVIDED UNDER THIS LIMITED WARRANTY IS YOUR EXCLUSIVE REMEDY AS THE CONSUMER. WE SHALL NOT BE LIABLE FOR ANY INCIDENTAL, OR CONSEQUENTIAL DAMAGES FOR BREACH OF ANY EXPRESS OR IMPLIED WARRANTY ON THIS PRODUCT; EXCEPT TO THE EXTENT PROHIBITED BY APPLICABLE LAW, ANY IMPLIED WARRANTY OF MERCHANTABILITY OR FITNESS FOR A PARTICULAR PURPOSE ON THIS PRODUCT IS LIMITED FOR THE DURATION OF THIS LIMITED WARRANTY THIS LIMITED WARRANTY SHALL NOT EXTEND TO ANYONE OTHER THAN THE ORIGINAL PURCHASER OF THIS PRODUCT, IS NONTRANSFERABLE AND STATES YOUR EXCLUSIVE REMEDY.

Some states do not allow limitations on how long an implied warranty lasts, or the exclusion or limitation of incidental or consequential damages, so the above limitations or exclusions may not apply to you. This limited warranty gives you specific legal rights, and you may also have other rights, which vary from state to state. Any provision contained herein which is found contrary to state or local laws shall be deemed null and void and the remaining provisions shall continue in full force and effect.

To obtain warranty service:

**Telephone: 1-800-976-0677**  
**Email: [support@mymonsteraudio.com](mailto:support@mymonsteraudio.com)**

# DISPUTES

## Model: MNSOLX-BLK

ALL DISPUTES ARISING IN ANY WAY FROM THIS LIMITED WARRANTY OR THE SALE, CONDITION OR PERFORMANCE OF THE PRODUCT SHALL BE RESOLVED EXCLUSIVELY THROUGH FINAL AND BINDING ARBITRATION, AND NOT BY A COURT OR JURY.

Any such dispute shall not be combined or consolidated with a dispute involving any other person's or entity's Product or claim, and specifically, without limitation of the foregoing, shall not under any circumstances proceed as part of a class action.

The arbitration shall be conducted before a single arbitrator, whose award may not exceed, in form or amount, the relief allowed by the applicable law. The arbitration shall be conducted by the American Arbitration Association (AAA) pursuant to its Consumer Arbitration Rules (AAA Rules). The Federal Arbitration Act governs this provision. The arbitrator shall decide all issues of interpretation and application of this arbitration provision and the Limited Warranty.

For any arbitration in which your total damage claims, exclusive of attorney fees and expert witness fees, are \$5,000.00 or less ("Small Claim"), the arbitrator may, if you prevail, award your reasonable attorney fees, expert witness fees and costs as part of any award, but may not grant its attorney fees, expert witness fees or costs unless it is determined that the claim was brought in bad faith. In a Small Claim case, you shall be required to pay no more than half of the total administrative, facility and arbitrator fees, or \$50.00 of such fees, whichever is less, and Russell Distribution Company, LLC shall pay the remainder of such fees. Administrative, facility and arbitrator fees for arbitrations in which your total damage claims, exclusive of attorney fees and expert witness fees, exceed \$5,000.00 ("Large Claim") shall be determined according to AAA Rules. In a Large Claim case, the arbitrator may grant to the prevailing party, or apportion among the parties, reasonable attorney fees, expert witness fees and costs. Judgment may be entered on the arbitrator's award in any court of competent jurisdiction.

This arbitration provision also applies to claims by you, the purchaser of the Product, and all those in privity with you, including your family members, beneficiaries and assigns, against Russell Distribution Company, LLC's parent(s), subsidiaries and affiliates, any person or entity that licensed, supplied, sold or distributed the Product, and each of their officers, employees, representatives, licensors/licensees, agents, beneficiaries, predecessors in interest, successors, and/or assigns.

You may opt out of this dispute resolution procedure by providing notice to Russell Distribution Company, LLC no later than 30 calendar days from the date of the first consumer purchaser's purchase of the Product. To opt out, you must send notice by e-mail to Russell Distribution Company, LLC at [support@mymonsteraudio.com](mailto:support@mymonsteraudio.com), with the subject line: "Arbitration Opt Out." You must include in the opt out e-mail (a) your name and address; (b) the date on which the Product was purchased; (c) the Product model name or model number; and (d) the IMEI or MEID or Serial Number if applicable, if you have it. Alternatively, you may opt out by calling 1-800-976-0677 no later than 30 calendar days from the date of the first consumer purchaser's purchase of the Product and providing the same information. These are the only two forms of notice that will be effective to opt out of this dispute resolution procedure. Opting out of this dispute resolution procedure will not affect the coverage of the Limited Warranty in any way, and you will continue to enjoy the benefits of the Limited Warranty.

**To obtain warranty service,  
please contact technical support with questions**

Phone: 1-800-976-0877 Email: [support@mymonsteraudio.com](mailto:support@mymonsteraudio.com)

Do not return this product to the store. Visit: [MyMonsterAudio.com](http://MyMonsterAudio.com)

# FCC WARNING STATEMENT

This device complies with Part 15 of the FCC Rules. Operation is subject to the following two conditions:

(1) This device may not cause harmful interference, and (2) this device must accept any interference received, including interference that may cause undesired operation.

NOTE 1: This equipment has been tested and found to comply with the limits for a Class B digital device, pursuant to part 15 of the FCC Rules. These limits are designed to provide reasonable protection against harmful interference in a residential installation. This equipment generates uses and can radiate radio frequency energy and, if not installed and used in accordance with the instructions, may cause harmful interference to radio communications. However, there is no guarantee that interference will not occur in a particular installation. If this equipment does cause harmful interference to radio or television reception, which can be determined by turning the equipment off and on, the user is encouraged to try to correct the interference by one or more of the following measures:

- Reorient or relocate the receiving antenna.
- Increase the separation between the equipment and receiver.
- Connect the equipment into an outlet on a circuit different from that to which the receiver is connected.
- Consult the dealer or an experienced radio/TV technician for help.

NOTE 2: Any changes or modifications to this unit not expressly approved by the party responsible for compliance could void the user's authority to operate the equipment.

This equipment complies with the FCC RF radiation exposure limits set forth for an uncontrolled environment. This equipment should be installed and operated with a minimum distance of 20cm between the radiator and any part of your body.

## RF EXPOSURE STATEMENT

This equipment meets the exemption from the routine evaluation limits in section 2.5 of RSS-102. It should be installed and operated with a minimum distance of 20cm between the radiator and any part of your body.

Cet équipement est conforme à l'exemption des limites d'évaluation habituelle de la section 2.5 de la norme RSS-102. Il doit être installé et utilisé à une distance minimale de 20 cm entre le radiateur et toute partie de votre corps.

## IC WARNING STATEMENT

This device contains licence-exempt transmitter(s) that comply with Innovation, Science and Economic Development Canada's licence-exempt RSS(s). Operation is subject to the following two conditions:

- (1) This device may not cause interference.
- (2) This device must accept any interference, including interference that may cause undesired operation of the device.

L'émetteur/récepteur exempt de licence contenu dans le présent appareil est conforme aux CNR d'Innovation, Sciences et Développement économique Canada applicables aux appareils radio exempts de licence. L'exploitation est autorisée aux deux conditions suivantes:

1. L'appareil ne doit pas produire de brouillage;
2. L'appareil doit accepter tout brouillage radioélectrique subi, même si le brouillage est susceptible d'en compromettre le fonctionnement.



 **MONSTER®**

**SOLAR** 

**INDOOR/OUTDOOR WIRELESS  
SOLAR POWERED SPEAKER**

# MUSIC WITHOUT LIMITS

Distributed by Russell Distribution Company, LLC  
7801 Hayvenhurst Avenue  
Los Angeles, CA 91406

Monster and the Monster logo are registered trademarks of Monster Inc., and its subsidiaries in the U.S. and other countries, used under license.

The Bluetooth® word mark and logos are registered trademarks owned by Bluetooth SIG, Inc. Other trademarks and trade names are those of their respective owners.

Printed in China

Version: 1.0

**CALIFORNIA PROPOSITION**



**65 WARNING**



**WARNING:** This product can expose you to chemicals including Lead and Lead Compounds, which are known to the State of California to cause cancer and birth defects or other reproductive harm.

For more information, go to:

[www.P65Warnings.ca.gov](http://www.P65Warnings.ca.gov).

