

MONSTER®

M300

TWS PORTABLE

LED WIRELESS SPEAKER


TWS PORTATIL ALTAVOZ LED INALAMBRICO



Model: 2MNSK2172B0A4

Product Overview

Power On/Power Off

Hold the power button “” for three seconds.

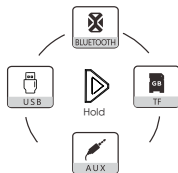
Mode Switching Sequence:

Bluetooth

Insert TF Card

Auxiliary Port (Aux cable not included)

USB



(When both TF Card and AUX cable are inserted together, the last inserted content will be defaulted to the playback mode.)

Bluetooth Pairing:


Hold the Bluetooth button, and after hearing the warning tone "Bluetooth Mode," search for the Bluetooth device "Monster M300" and click to connect. You can now play music from your phone.

How to Reconnect?

Your speakers will attempt to reconnect to the lost connection.

If the speaker does not attempt to reconnect, push the button to restart or manually reconnect via the phone's Bluetooth device menu.

TWS Connect

When both devices are turned on and within 10 meters of each other, double click on the “” button of another speaker to connect.. After the first connection is successful, subsequent connections will be automatic.

TWS Pairing Mode:

Hold the pause/play button to enter or disconnect TWS.

Next/Previous Keys:

Click the plus and minus keys to increase and decrease the volume. Hold the plus and minus keys to switch between the previous and next songs.

Mode Switching:

Hold the “▶” button to switch between TF card, USB Mode, Bluetooth mode, and AUX mode.

Operating Instructions

TF Card Mode

Insert a TF card to play music from it.

When Playing Music:

Single click “-/+” button to switch to the previous or next track.

Hold “-/+” button to adjust the volume.

Single click “▶” button to play/pause.

Aux Mode

Connect with an audio cable to switch to the AUX mode.

USB Mode

Insert a USB disk to play music from it.

Light Colorful Mode

Double-click the “▶” button to turn on/off the LED light show.

Reverb Mode

Insert a 3.5mm microphone interface in Bluetooth mode, TF card, U disk, FM mode. All have reverb function!

Product Specifications

Bluetooth version: 5.2

Speaker: Ø66mm*1pcs

Transmission distance: about 10m

Frequency response: 20Hz-20KHz

S/N ratio: ≥85dB

Working voltage: 3.7V

Distortion: <1%

Charging voltage: DC5V

Weight: 670g

Size: 98*98*163mm

Charging


When the battery is low, you will hear the "low battery" tone.

Please charge it.

Plug the USB cable into the adaptor (or computer's USB port) to charge the speaker. The red indicator light will be on when charging and off when fully charged. Charging time may vary depending on the adapter or USB charging port of the computer.

Notices

- Do not throw this product into fire or water.
- Do not modify, repair, or disassemble the speaker.
- Do not allow it to come into contact with combustible materials directly.
- Please keep the device away from damp and dusty environments.
- Before charging, please check whether the charger model is suitable for this product.
- Do not use the Bluetooth function while charging. The device will automatically lose power when in standby. It's recommended to charge the speaker once a month.
- Keep your speaker and mobile phone within a 10m working range. Any wrong modification to the speaker may damage it. Improper battery replacement can lead to an explosion hazard.



Lanyard buckle

Single click: Play/Pause

Hold: Mode switch

Double click to turn off the light

Single click: Previous track

Hold: Volume -

Single click: Next track

Hold: Volume +

Hold: Power on/off

Double click: TWS Pairing

AUX port

Charging port

MIC port

TF port

USB port

FCC Statement

This equipment has been tested and found to comply with the limits for a wireless power charger, pursuant to Part 15 of the FCC Rules. These limits are designed to provide reasonable protection against harmful interference in a residential installation. This equipment generates, uses and can radiate radio frequency energy and, if not installed and used in accordance with the instructions, may cause harmful interference to radio communications. However, there is no guarantee that interference will not occur in a particular installation. If this equipment does cause harmful interference to radio or television reception, which can be determined by turning the equipment off and on, the user is encouraged to try to correct the interference by one of the following measures:

- Reorient or relocate the receiving antenna.
- Increase the separation between the equipment and receiver.
- Connect the equipment into an outlet on a circuit different from that to which the receiver is connected.
- Consult the dealer or an experienced radio/TV technician for help.

This device complies with part 15 of the FCC Rules.

CAUTION: Changes or modifications not expressly approved by the party responsible for compliance could void the user's authority to operate the product. This equipment complies with FCC radiation exposure limits set forth for an uncontrolled environment. This equipment should be installed and operated with minimum distance 20cm between the radiator and your body. This transmitter must not be co-located or operating in conjunction with any other antenna or transmitter.

Operation is subject to the following two conditions:

- (1) This device may not cause harmful interference, and
- (2) this device must accept any interference received, including interference that may cause undesired operation. Changes or modifications not expressly approved by the party responsible for compliance could void the user's authority to operate the equipment.

The device has been evaluated to meet general RF exposure requirement. The device can be used in portable exposure condition without restriction

Warranty

What is covered under the 2 Year Warranty?

Monster® warrants that this product will be free from defects in workmanship and materials under normal use (Limited Warranty"). In a case where the product is determined to be "defective", we will repair the product free of charge. If we cannot repair the product, we will replace it for you free of charge.

How long am I covered?

You are covered for the 2 Years from Purchase

What is not covered under the Limited Warranty?

1. Normal wear and tear of product use.
2. Misuse, lack of care, mishandling, accidental damage, abuse or other abnormal use.
3. Use of the product other than for its intended purpose.
4. Damage caused by improper or unauthorized repair or maintenance.
5. Product that has been modified or altered.
6. Any product that is not manufactured by Monster® (including, without limitation, any non-Monster® product that is used in connection with the product).

website: monsterstore.com
support: support@monsterforever.com

2 Year Limited Warranty

Package Contents: (1) Speaker, (1) USB-C™ Charging Cable,
(1) User Manual

Manufactured and distributed by Lifeworks technology Group LLC. under license. New York, NY 10018. ©2023. The M Monster logo and the M slice logo are trademarks or registered trademarks of Monster Inc. and its subsidiaries in the U.S. and other countries and are used under license. The Bluetooth word mark and logos are registered trademarks owned by Bluetooth SIG, Inc. USB-C is a registered trademark of USB Implementers Forum. Other trademarks and trade names are those of their respective owners. MADE IN CHINA



WARNING: This product can expose you to chemicals including Lead and Lead Compounds, which are known to the State of California to cause cancer and birth defects or other reproductive harm. For more information, go to www.P65Warnings.ca.gov. **ADVERTENCIA:** Este

producto puede exponerle a químicos incluyendo Lead and Lead Compounds, que es (son) conocido (s) por el Estado de California como causante (s) de cáncer y defectos de nacimiento u otros daños reproductivos. Para mayor información, visite www.P65Warnings.ca.gov.

